




VACUUM FILTERHOLDING
art. 909


Tandem

INSTRUCTIONS FOR THE SET UP OF THE TANDEM FILTER COVER


1. Position the black grill 425 in such way that the part in contact with the inside face of the cover is the one without the light protuberance on the external circumference.
2. Push the grill to fit the cover in.
3. Insert the gasket 215.



CODE 1023
COMPLETE FILTER
COVER WITH OR
HOLDER+VALVE+OR



CODE 425
FILTER CAP OR HOLDER



CODE 215
FILTER CAP SILICONE OR
100 X 4